

A DOMAIN DECOMPOSITION METHOD FOR COMPUTING BIVARIATE SPLINE FITS OF SCATTERED DATA*

MING-JUN LAI[†] AND LARRY L. SCHUMAKER[‡]

Abstract. A domain decomposition method for solving large bivariate scattered data fitting problems with bivariate minimal energy, discrete least-squares, and penalized least-squares splines is described. The method is based on splitting the domain into smaller domains, solving the associated smaller fitting problems, and combining the coefficients to get a global fit. Explicit error bounds are established for how well our locally constructed spline fits approximate the global fits. Some numerical examples are given to illustrate the effectiveness of the method.

Key words. computation of bivariate splines, scattered data fitting

AMS subject classifications. 41A63, 41A15, 65D07

DOI. 10.1137/070710056

1. Introduction. Suppose f is a smooth function defined on a domain Ω in \mathbb{R}^2 with polygonal boundary. Given the values $\{f_i := f(x_i, y_i)\}_{i=1}^{n_d}$ of f at some set of the scattered points in Ω , we consider the problem of computing a function s that interpolates the data, or in the case of noisy data or large sets of data, approximates rather than interpolates f . There are many methods for solving this problem, but here we will focus on three methods based on bivariate splines, namely,

- the minimal energy (ME) method,
- the discrete least-squares (DLS) method,
- the penalized least-squares (PLS) method.

These three variational methods have been extensively studied in the literature; see [1, 7, 6, 8, 12] and the references therein. It is well known that all three do a good job of fitting smooth functions. But they are global methods, which means that the coefficients of a fitting spline are computed from a single linear system of equations, which can be very large if the dimension of the spline space is large. This would appear to limit the applicability of variational spline methods to moderately sized problems. However, as we shall show in this paper, it is possible to efficiently compute ME-, DLS-, and PLS-splines, even with spline spaces of very large dimension.

Suppose that Δ is a triangulation of Ω , and that $\mathcal{S}(\Delta)$ is a spline space defined on Δ . Throughout this paper we assume that $\mathcal{S}(\Delta)$ has a stable local minimal determining set \mathcal{M} ; see section 4 or the book [10]. This means that each spline $s \in \mathcal{S}(\Delta)$ is uniquely determined by a set of coefficients $\{c_\xi\}_{\xi \in \mathcal{M}}$, where each c_ξ is associated with a unique (domain) point ξ of Δ .

The idea of our method is simple. Instead of finding all of the coefficients $\{c_\xi\}_{\xi \in \mathcal{M}}$ at once, this algorithm reduces the problem to a collection of smaller problems. To state our algorithm formally, we need some additional notation. If ω is a subset of Ω ,

*Received by the editors December 4, 2007; accepted for publication (in revised form) July 10, 2008; published electronically DATE.

<http://www.siam.org/journals/sinum/x-x/71005.html>

[†]Department of Mathematics, University of Georgia, Athens, GA 30602 (mjlai@math.uga.edu). This author's research was partially supported by the National Science Foundation under grant 0713807.

[‡]Department of Mathematics, Vanderbilt University, Nashville, TN 37240 (larry.schumaker@vanderbilt.edu).

we set $\text{star}^0(\omega) = \bar{\omega}$, and for all $\ell \geq 1$, recursively define

$$\text{star}^\ell(\omega) := \bigcup \{T \in \Delta : T \cap \text{star}^{\ell-1}(\omega) \neq \emptyset\}.$$

ALGORITHM 1.1 (domain decomposition method).

- 1) Choose a decomposition of Ω into disjoint connected sets $\{\Omega_i\}_{i=1}^m$.
- 2) Choose $k > 0$. For each $i = 1, \dots, m$, let $s_i^k \in \mathcal{S}(\Delta)|_{\Omega_i^k}$ be the spline fit based on data in $\Omega_i^k := \text{star}^k(\Omega_i)$. Let $\{c_{i,\xi}^k\}$ be the set of all coefficients of s_i^k .
- 3) For each $i = 1, \dots, m$, set

$$c_\xi = c_{i,\xi}^k \quad \text{all } \xi \in \mathcal{M} \cap \Omega_i.$$

We call a spline s produced by this algorithm a *domain decomposition (DDC) spline*. We emphasize that this domain decomposition method is very different from domain decomposition methods used in classical numerical methods for partial differential equations and in the application of radial basis functions to scattered data fitting and meshless methods for PDE's; see Remark 1. As we shall see, our method

- is easy to implement,
- allows for the solution of very large data fitting problems,
- with appropriately chosen m and k , produces a spline which is very close to the globally defined spline,
- is amenable to parallel processing,
- produces a spline s in the space $\mathcal{S}(\Delta)$, i.e., with the same smoothness as the global fit,
- does not make use of blending functions.

The paper is organized as follows. In section 2 we review the basics of minimal energy, discrete least-squares, and penalized least-squares spline fitting. Then in section 3 we present some numerical experiments to illustrate the performance of our domain decomposition method. There we also explore the following questions:

- How does the time required to compute a domain decomposition spline s compare with that required for finding a global spline fit s_g from $\mathcal{S}(\Delta)$?
- How does $\|s - s_g\|$ behave as we choose different decompositions and different values for the parameter k ?
- How well does the shape of s match that of s_g ?

In section 4 we review some Bernstein–Bézier tools needed to analyze our method and present two lemmas needed later. In section 5 we show that for the variational spline methods described in the following section, $\|s - s_g\| = \mathcal{O}(\sigma^k)$ for some $0 < \sigma < 1$. We conclude the paper with remarks and references.

2. Three variational spline fitting methods. Given $d > r \geq 1$ and a triangulation Δ of a domain $\Omega \in \mathbb{R}^2$, let

$$\mathcal{S}_d^r(\Delta) := \{s \in C^r(\Omega) : s|_T \in \mathcal{P}_d, \text{ all } T \in \Delta\}$$

be the associated space of bivariate splines of smoothness r and degree d . Here \mathcal{P}_d is the $\binom{d+2}{2}$ dimensional space of bivariate polynomials of degree d . Such spaces, along with various subspaces of so-called supersplines, have been intensely studied in the literature; see the book [10] and references therein. There are many spline-based methods for interpolation and approximation. Here we are interested in three particular methods.

2.1. ME interpolating splines. Suppose we are given values $\{f_i\}_{i=1}^{n_d}$ associated with a set of $n_d \geq 3$ abscissae $\mathcal{A} := \{(x_i, y_i)\}_{i=1}^{n_d}$ in the plane. The problem is to construct a smooth function s that interpolates this data in the sense that

$$s(x_i, y_i) = f_i, \quad i = 1, \dots, n_d.$$

To solve this problem, suppose Δ is a triangulation with vertices at the points of \mathcal{A} . Let $\mathcal{S}(\Delta)$ be a spline space defined on Δ with dimension $n \geq n_d$, and let

$$\Lambda(f) = \{s \in \mathcal{S}(\Delta) : s(x_i, y_i) = f_i, i = 1, \dots, n_d\}.$$

Let

$$(2.1) \quad E(s) = \int_{\Omega} [(s_{xx})^2 + 2(s_{xy})^2 + (s_{yy})^2] dx dy$$

be the well-known thin-plate energy of s . Then the *ME interpolating spline* is the function s_E in Λ such that

$$(2.2) \quad E(s_E) = \min_{s \in \Lambda(f)} E(s).$$

Assuming $\Lambda(f)$ is nonempty, it is well known (see, e.g., [1, 6, 12]) that there exists a unique ME-spline characterized by the property

$$(2.3) \quad \langle s_E, g \rangle_E = 0, \quad \text{all } g \in \Lambda(0),$$

where

$$(2.4) \quad \langle \phi, \psi \rangle_E := \int_{\Omega} [\phi_{xx} \psi_{xx} + 2\phi_{xy} \psi_{xy} + \phi_{yy} \psi_{yy}] dx dy.$$

Moreover, its Bernstein–Bézier coefficients can be computed by solving an appropriate linear system of equations. For details on two different approaches to this computation, see [1] and [12].

Assuming the data come from a smooth function, i.e.,

$$(2.5) \quad f_i = f(x_i, y_i), \quad i = 1, \dots, n_d.$$

Then it is possible to give an error bound for how well the corresponding minimal energy interpolating spline s_e approximates f . To state the result, suppose the triangulation Δ is β -uniform, i.e.,

$$(2.6) \quad \frac{|\Delta|}{\rho_{\Delta}} \leq \beta < \infty,$$

where $|\Delta|$ is the length of the longest edge in Δ , and ρ_{Δ} is the minimum of the inradii of the triangles of Δ . Let θ_{Δ} be the smallest angle in Δ . Then it was shown in Theorem 6.2 of [6] that for all $f \in W_{\infty}^2(\Omega)$,

$$(2.7) \quad \|f - s_E\|_{\Omega} \leq C |\Delta|^2 |f|_{2,\Omega},$$

where $\|\cdot\|_{\Omega}$ is the supremum norm on Ω , and $|\cdot|_{2,\Omega}$ is the corresponding Sobolev semi-norm. C is a constant depending only on d, ℓ, β , and θ_{Δ} if Ω is convex. If Ω

is nonconvex, then the constant C may also depend on the Lipschitz constant of the boundary of Ω .

Now suppose s_E^k is a DDC ME spline computed using Algorithm 1.1 with parameter $k \geq \ell$. Then since the analog of (2.7) holds for each subdomain Ω_i of Ω , we have

$$(2.8) \quad \|s_E - s_E^k\|_\Omega \leq C|\Delta|^2|f|_{2,\Omega}.$$

This shows that the DDC ME spline s_E^k interpolating a given function f is close to the global minimal energy spline s_E whenever f is smooth and $|\Delta|$ is small. The estimate (2.8) does not depend on k , and so gives no information on how the difference behaves with increasing k . In section 5.1 we show that $\|s_E - s_E^k\|_\Omega = \mathcal{O}(\sigma^k)$ with $0 < \sigma < 1$.

2.2. DLS splines. When the set of data is very large or the measurements $\{f_i\}_{i=1}^{n_d}$ are noisy, it is often better to construct an approximation from a spline space $\mathcal{S}(\Delta)$ of dimension $n < n_d$. Some or all of the vertices of Δ may be at points in $\mathcal{A} := \{(x_i, y_i)\}_{i=1}^{n_d}$, but they may also be completely different. The solution of the variational problem of minimizing

$$\|s - f\|_{\mathcal{A}}^2 := \sum_{j=1}^{n_d} [s(x_j, y_j) - f_j]^2$$

over all s in $\mathcal{S}(\Delta)$ is called the *DLS spline* s_L . It is well known (see, e.g., [1, 12]) that if $\mathcal{S}(\Delta)$ satisfies the property

$$(2.9) \quad s(x_i, y_i) = 0, \quad i = 1, \dots, n_d, \quad \text{implies } s \equiv 0,$$

then there is a unique DLS spline s_L fitting the data. It is characterized by the property

$$(2.10) \quad \langle s_L - f, g \rangle_{\mathcal{A}} = 0, \quad \text{all } g \in \mathcal{S}(\Delta),$$

where

$$(2.11) \quad \langle \phi, \psi \rangle_{\mathcal{A}} := \sum_{i=1}^{n_d} \phi(x_i, y_i) \psi(x_i, y_i).$$

The Bernstein–Bézier coefficients of s_L can be computed by solving an appropriate linear system of equations. For details on two different approaches to this computation, see [1] and [12].

Assuming the data comes from a smooth function, it is possible to give an error bound for how well the least-squares spline s_L approximates f . To state the result, suppose as before that the triangulation Δ is β -uniform. In addition, suppose that the data is sufficiently dense that for some constant $K_1 > 0$,

$$(2.12) \quad K_1 \|s\|_T \leq \left(\sum_{(x_j, y_j) \in T} s(x_j, y_j)^2 \right)^{1/2} \quad \text{for all } s \in \mathcal{S}(\Delta) \text{ and all } T \in \Delta.$$

Let

$$K_2 := \max_{T \in \Delta} \#(\mathcal{A} \cap T).$$

Then for all $f \in W_\infty^{m+1}(\Omega)$ with $0 \leq m \leq d$,

$$(2.13) \quad \|f - s_L\|_\Omega \leq C|\Delta|^{m+1}|f|_{m+1,\Omega};$$

see the remark following Theorem 8.1 in [7]. If Ω is convex, then the constant C depends only on $d, \ell, \beta, K_2/K_1$, and θ_Δ . If Ω is nonconvex, then C may also depend on the Lipschitz constant of the boundary of Ω .

Now suppose s_L^k is a DDC least-squares spline computed using Algorithm 1.1 with parameter $k \geq \ell$. Then the same error bound holds for each subdomain Ω_i of Ω , and combining with (2.13) gives

$$(2.14) \quad \|s_L - s_L^k\|_\Omega \leq C|\Delta|^{m+1}|f|_{m+1,\Omega}.$$

This shows that the DDC least-squares spline s_L^k fitting measurements of a given function f is close to the global least squares spline s_L whenever f is smooth and $|\Delta|$ is small. The estimate (2.14) does not depend on k , and so gives no information on how the difference behaves with increasing k . In section 5.2 we show that it is $\mathcal{O}(\sigma^k)$ with $0 < \sigma < 1$.

2.3. PLS splines. Suppose $\mathcal{A} := \{x_i, y_i\}_{i=1}^{n_d}$ and $\mathcal{S}(\Delta)$ are as in the previous subsections. Fix $\lambda \geq 0$. Then given data values $\{f_i\}_{i=1}^{n_d}$, the corresponding *PLS spline* is defined to be the spline s_λ in $\mathcal{S}(\Delta)$ that minimizes

$$E_\lambda(s) := \|s - f\|_{\mathcal{A}} + \lambda E(s),$$

where $E(s)$ is defined in (2.1). It is well known, cf. [1, 12], that if \mathcal{S} is a spline space such that (2.9) holds, then there exists a unique PLS spline s_λ minimizing $E_\lambda(s)$ over $s \in \mathcal{S}(\Delta)$. Moreover, s_λ is characterized by

$$(2.15) \quad \langle s_\lambda - f, s \rangle_{\mathcal{A}} + \lambda \langle s_\lambda, s \rangle_E = 0 \quad \text{all } s \in \mathcal{S}(\Delta).$$

As with the other two methods, the Bernstein–Bézier coefficients of s_λ can be computed by solving an appropriate linear system of equations. For details on two different approaches to this computation, see [1] and [12]. It is known [8] that for all $f \in W_\Omega^{m+1}$ with $0 \leq m \leq d$,

$$(2.16) \quad \|f - s_\lambda\|_\Omega \leq C(|\Delta|^{m+1}|f|_{m+1,\Omega} + \lambda|f|_{2,\Omega})$$

for λ sufficiently small compared to $|\Delta|$. The constant C depends only on $d, \ell, \beta, \theta_\Delta, K_2/K_1$, and the area of Ω . If Ω is nonconvex, then C may also depend on the Lipschitz constant of the boundary of Ω .

Now suppose s_λ^k is a DDC PLS spline computed using Algorithm 1.1 with parameter $k \geq \ell$. Then since the analog of (2.16) holds for each subdomain Ω_i of Ω , we have

$$(2.17) \quad \|s_\lambda - s_\lambda^k\|_\Omega \leq C(|\Delta|^{m+1}|f|_{m+1,\Omega} + \lambda|f|_{2,\Omega}).$$

This shows that the DDC PLS spline s_λ^k fitting a given function f is close to the global PLS s_λ whenever f is smooth and $|\Delta|$ is small. The estimate (2.17) does not depend on k , and so gives no information on how the difference behaves with increasing k . In section 5.3 we show that it is $\mathcal{O}(\sigma^k)$ with $0 < \sigma < 1$.

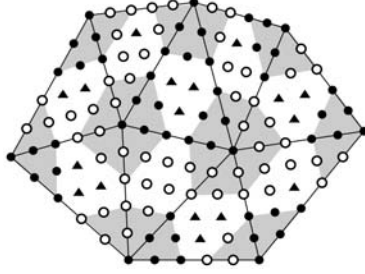


FIG. 1. A minimal determining set for $\mathcal{S}_5^{1,2}(\Delta)$.

3. Numerical examples. In this section we illustrate the domain decomposition method by applying it to compute minimal energy and discrete least-squares fits of scattered data. All of our examples are based on the superspline space

$$\mathcal{S}_5^{1,2}(\Delta) := \{s \in \mathcal{S}_5^1(\Delta) : s \in C^2(v) \text{ for all vertices } v \in \Delta\}.$$

Here $s \in C^2(v)$ means that all polynomial pieces of s on triangles sharing the vertex v have common derivatives up to order 2 at v . It is well known that the dimension of this space is $6n_V + n_E$, where n_V, n_E are the number of vertices and edges of Δ , respectively. The computations in this section are based on the algorithms in [12] which make use of a stable local minimal determining set \mathcal{M} for $\mathcal{S}_5^{1,2}(\Delta)$ and the associated stable local \mathcal{M} -bases defined in [10]. Figure 1 shows a minimal determining set for $\mathcal{S}_5^{1,2}(\Delta)$, where points in the set are marked with black dots and triangles.

3.1. Example 1. Let H be the unit square, and let

$$(3.1) \quad \begin{aligned} F(x, y) = & 0.75 \exp(-0.25(9x - 2)^2 - 0.25(9y - 2)^2) \\ & + 0.75 \exp(-(9x + 1)^2/49 - (9y + 1)/10) \\ & + 0.5 \exp(-0.25(9x - 7)^2 - 0.25(9y - 3)^2) \\ & - 0.2 \exp(-(9x - 4)^2 - (9y - 7)^2) \end{aligned}$$

be the well-known Franke function defined on H ; see Figure 2. Let Δ_{1087} be the triangulation shown in Figure 3. This triangulation has 1087 vertices, 3130 edges, and 2044 triangles. The dimension of the space $\mathcal{S}_5^{1,2}(\Delta_{1087})$ is 9652, and the total number of Bernstein–Bézier coefficients of a spline in this space is 25,871.

First we compute the minimal energy spline fit s_E of f from $\mathcal{S}_5^{1,2}(\Delta_{1087})$. This requires solving a linear system of 8565 equations with 322,989 nonzero entries. Although the largest element in the corresponding matrix is $\mathcal{O}(10^7)$, its condition number is of order $\mathcal{O}(10^4)$. For comparison purposes we computed the maximum error e_∞ over a 160×160 grid, along with the RMS error e_2 over the same grid. These errors are shown in the first line of Table 1, along with the computational time in seconds.

To explore the performance of our DDC technique, we computed approximations of s_E by decomposing Ω into squares $\{\Omega_i\}_{i=1}^{m^2}$ of width $1/m$. In Table 1 we list the results where k is the parameter controlling the size of the sets Ω_i^k in Algorithm 1.1. In addition to the errors e_∞ and e_2 measuring how well s_E fits f , we also tabulate the maximum difference e_∞^c between the coefficients of our DDC spline and the coefficients



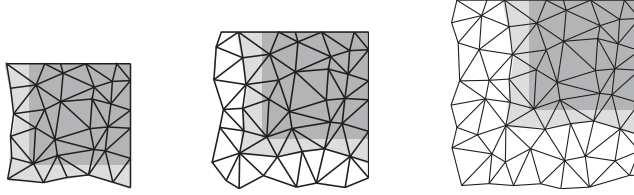
FIG. 2. *The Franke function.*FIG. 3. *A triangulation of 1087 vertices.*

TABLE 1
DDC ME fits to Franke's function from $\mathcal{S}_5^{1,2}(\Delta_{1087})$.

m	k	e_∞	e_2	e_∞^c	e_2^c	time
1	0	9.1(-4)	7.7(-5)			25
4	1	3.0(-3)	2.1(-4)	8.5(-3)	9.1(-5)	9
4	2	9.3(-4)	8.6(-5)	3.4(-3)	1.9(-5)	15
4	3	9.1(-4)	7.8(-5)	3.4(-4)	3.0(-6)	21
4	4	9.1(-4)	7.7(-5)	5.4(-5)	4.4(-7)	30
8	1	3.1(-3)	2.7(-4)	8.6(-3)	1.6(-4)	7
8	2	9.2(-4)	9.4(-5)	1.9(-3)	3.5(-5)	16
8	3	9.1(-4)	7.8(-5)	3.4(-4)	7.0(-6)	29
8	4	9.1(-4)	7.7(-5)	8.9(-5)	1.3(-7)	50

FIG. 4. $star^k(\Omega_{64})$ for $k = 1, 2, 3$.

of the global ME spline s_E . We also compute the RMS difference e_2^c for the coefficients, and list the computational time in seconds. We now comment on these results.

- Accuracy of fit: The table shows that in this experiment, the DDC splines with $k = 1$ do not fit f as well as the ME spline, but as soon as $k \geq 2$, the errors are virtually identical. From the standpoint of accuracy of fit, there is no need to use values of k larger than 2 or 3.
- Accuracy of coefficients: The table shows that the DDC fits also provide very good approximations of the coefficients of the global minimal energy spline s_E . Both e_∞^c and e_2^c decrease as k increases, as predicted by the theoretical results in section 5.1.
- Time: The main use of the DDC algorithm is to make it possible to solve large variational spline problems which could not be solved at all without using the method. For small problems, it often takes more time to solve for a DDC ME spline than for the global ME spline itself. For this moderately sized problem, we see that some of the DDC splines took less time to compute than the global fit, even for the same accuracy. For example, the DDC spline with $m = 8$ and $k = 2$ delivers virtually the same accuracy as the global ME spline, but in only about one half the computing time. For larger problems, the time required to compute DDC ME splines is substantially less than for the global splines; see Example 2.
- Condition numbers: Since the entries in the matrix of the linear systems depend on integrals of squares of second derivatives over triangles, when the triangles are of size $\mathcal{O}(h)$, the entries are of size $\mathcal{O}(h^{-4})$ and even larger if the triangles are very thin. In this example the largest entries are on the order $\mathcal{O}(10^7)$. For very regular triangulations (for example type-I triangulations), the condition numbers of the matrices are of size $\mathcal{O}(10^3)$, independent of how many triangles there are. For less regular triangulations, they can be much larger. However, for the matrices associated with the triangulations in Figure 4, they are of order $\mathcal{O}(10^4)$.
- Shape of $star^k$: Figure 4 shows $star^k(\Omega_{64})$ for $k = 1, 2, 3$, where $\Omega_{64} := [.875, 1] \times [.875, 1]$, shown in dark grey in the figure. The white triangles are the triangles added to form the stars.
- Shape of the surface: We have compared 3D plots of the global minimal energy fit of f with the DDC ME fits for the parameters in Table 1. For $k = 1$ we noticed slight deviations in shape, but for all higher values of k we got excellent shapes.

3.2. Example 2. We repeat Example 1 with a type-I triangulation of the unit square with 4225 vertices. This triangulation includes 12,416 edges and 8192 triangles. The dimension of the space $S_5^{1,2}(\Delta_{4225})$ is 37,776, and the total number of Bernstein–

TABLE 2
DDC ME fits to Franke's function from $\mathcal{S}_5^{1,2}(\Delta_{4225})$.

m	k	e_∞	e_2	e_∞^c	e_2^c	time
1	0	1.2(-4)	7.6(-6)			326
8	1	9.9(-4)	4.7(-5)	2.2(-3)	2.3(-5)	37
8	2	2.9(-4)	1.5(-5)	6.8(-4)	5.7(-6)	65
8	3	1.8(-4)	9.9(-6)	1.7(-4)	1.4(-6)	97
16	1	9.8(-4)	6.9(-5)	2.3(-3)	4.4(-5)	29
16	2	2.9(-4)	1.9(-5)	7.6(-4)	1.0(-5)	66
16	3	1.8(-4)	1.0(-5)	1.6(-4)	2.5(-6)	128

Bézier coefficients of a spline in this space is 103,041. We again fit the Franke function.

First we compute the minimal energy spline fit s_E of f from $\mathcal{S}^{1,2}(\Delta_{4225})$. This requires solving a linear system of 33,541 equations with 1,282,073 nonzero entries. Although the largest element in this matrix is $\mathcal{O}(10^7)$, its condition number is $\mathcal{O}(10^4)$. Our program took 326 seconds to compute s . For comparison purposes, we computed the maximum error e_∞ over a 160×160 grid, along with the RMS error e_2 over this grid. These errors are shown in the first line of Table 2, along with the computational time (in seconds).

We computed approximations of s_E using the same decompositions of Ω as in Example 1 based on m^2 squares of width $1/m$. In Table 2 we list the results. Here we see that using the DDC method results in substantial time savings. We also see that the errors e_∞^c and e_2^c behave like $\mathcal{O}(\sigma^k)$ with $\sigma \approx 1/4$, confirming the theoretical results in section 5.2.

3.3. Example 3. In this example we work with elevation heights measured at 15,585 points in the Black Forest of Germany. The corresponding DeLaunay triangulation Δ_{BF} is shown in Figure 5, although the triangulation is so fine in many areas that it is impossible to see the individual triangles without zooming in. This triangulation has 47,333 edges and 31,449 triangles. The dimension of the space $\mathcal{S}_5^{1,2}(\Delta_{BF})$ is 142,643, and the total number of Bernstein-Bézier coefficients of a spline in this space is 393,911.

The computation of the minimal energy spline fit s_E would require solving a linear system of 126,758 equations, which is beyond the capability of our software. So instead we computed a DDC approximation of the ME spline using the decomposition of Example 1 based on 100 squares. The computation took 288 seconds, and Figure 6 shows the resulting surface.

3.4. Example 4. In this example we again work on the unit square H . This time we approximate Franke's function by least squares based on measured data at 62,500 grid points in H . We approximate from the space $\mathcal{S}_2^1(\Delta_{1087})$, where Δ_{1087} is the same triangulation as in Example 1; see Figure 3. We choose this triangulation since it is big enough to illustrate how the DDC method works, but small enough so that we can compute the global least square spline for comparison purposes. This function can of course fit very well with much smaller spline spaces and much less data. For example, with a type-I triangulation with 81 vertices and 1089 grid data, the errors for the least-squares spline fit are $e_\infty = 5.2(-4)$ and $e_2 = 5.0(-5)$. The results of our experiments are shown in Table 3. Note that the times of computation for least-squares splines are significantly greater than for the ME splines reported in Table 1. This is due to the fact that a large part of the computation is taken up with finding the triangles containing the various data points. These times can be reduced




FIG. 5. *Triangulation of 15,585 points in the Black Forest.*




FIG. 6. *The minimal energy interpolant of the Black Forest data.*

TABLE 3
DDC least-squares fits to Franke's function from $\mathcal{S}_5^{1,2}(\Delta_{BF})$.

m	k	e_∞	e_2	e_∞^c	e_2^c	time
1	0	4.5(-7)	2.3(-8)			42
4	1	4.7(-6)	7.1(-8)	1.9(-5)	2.1(-8)	44
4	2	3.8(-6)	5.3(-8)	5.6(-6)	1.0(-8)	62
4	3	9.9(-7)	3.2(-8)	1.7(-6)	5.5(-9)	82
8	1	5.5(-6)	1.1(-7)	2.0(-5)	4.3(-8)	48
8	2	3.8(-6)	8.0(-8)	1.1(-5)	2.2(-8)	93
8	3	1.7(-6)	6.8(-8)	3.9(-6)	1.7(-8)	151
10	2	2.5(-6)	9.8(-8)	5.3(-6)	2.8(-8)	113

by incorporating standard techniques for reducing the time required for these search operations.

- Accuracy of fit: Table 3 shows that in this experiment the DDC least-squares splines with $k = 1$ do not fit f quite as well as the global least-squares spline, but with increasing k they come very close. As with the minimal energy case, it appears that a good choice might be $k = 2$.
- Accuracy of coefficients: The table shows that the DDC fits also provide very good approximations of the coefficients of the global least-squares spline. Both e_∞^c and e_2^c decrease as k increases. Indeed, for $m = 4$, the error of e_∞^c behaves like $\mathcal{O}(\sigma^k)$ with $\sigma \approx 1/4$, while for $m = 8$, $\sigma \approx 2$. There is a similar effect for e_2 , confirming the theoretical results in section 5.2.
- Time: The main use of the DDC algorithm is to make it possible to solve large variational spline problems which could not be solved at all without using the method. For small problems, it can take more time to solve for a DDC least-squares spline than for the global least-squares spline itself. However, even for this moderately sized problem, we see that most of the DDC splines took less time to compute for nearly the same accuracy.
- Condition numbers: The condition numbers of the Gram matrix arising in DLS fitting with splines is dependent on a number of things. The size of β (which reflects whether there are skinny triangles in Δ) plays a role, but not as large a role as in the ME case (since here we are not working with second derivatives). What seems more critical in the least-squares case is the distribution of data over the triangles—if there are triangles with barely enough data to ensure a nonsingular system, the condition number tends to be high. For this particular example, the condition numbers of the matrices arising in the subproblems lie in the range of 10^5 to 10^6 .
- Shape of the surface: We have compared 3D plots of the global least-squares fit of f with the DDC least-squares fits for the parameters in Table 3. For $k = 1$ we noticed slight deviations in shape, but for all higher values of k we got excellent shapes.

4. Analytical tools. In this section we set the stage for the proofs in section 5 of our main results.

4.1. Bernstein–Bézier techniques. We make use of the Bernstein–Bézier representation of splines. Given d and Δ , let $\mathcal{D}_{d,\Delta} := \cup_{T \in \Delta} \mathcal{D}_{d,T}$ be the corresponding set of domain points, where for each $T := \langle v_1, v_2, v_3 \rangle$,

$$\mathcal{D}_{d,T} := \left\{ \xi_{ijk}^T := \frac{iv_1 + jv_2 + kv_3}{d} \right\}_{i+j+k=d}.$$

Then every spline $s \in \mathcal{S}_d^0(\Delta)$ is uniquely determined by its set of coefficients $\{c_\xi\}_{\xi \in \mathcal{D}_{d,\Delta}}$, and

$$s|_T := \sum_{\xi \in \mathcal{D}_{d,T}} c_\xi B_\xi^T,$$

where $\{B_\xi^T\}$ are the Bernstein basis polynomials associated with the triangle T .

Suppose now that $\mathcal{S}(\Delta)$ is a subspace of $\mathcal{S}_d^0(\Delta)$. Then a set $\mathcal{M} \subseteq \mathcal{D}_{d,\Delta}$ of domain points is called a *minimal determining set (MDS)* for $\mathcal{S}(\Delta)$ provided it is the smallest set of domain points such that the corresponding coefficients $\{c_\xi\}_{\xi \in \mathcal{M}}$ can be set independently, and all other coefficients of s can be consistently determined from smoothness conditions; i.e., in such a way that all smoothness conditions are satisfied (see p. 136 of [10]). The dimension of $\mathcal{S}(\Delta)$ is then equal to the cardinality of \mathcal{M} . Clearly, $\mathcal{M} = \mathcal{D}_{d,\Delta}$ is a minimal determining set for $\mathcal{S}_d^0(\Delta)$, and thus the dimension of $\mathcal{S}_d^0(\Delta)$ is $n_V + (d-1)n_E + \binom{d-1}{2}n_T$, where n_V, n_E, n_T are the number of vertices, edges, and triangles of Δ .

For each $\eta \in \mathcal{D}_{d,\Delta} \setminus \mathcal{M}$, let Γ_η be the smallest subset of \mathcal{M} such that c_η can be computed from the coefficients $\{c_\xi\}_{\xi \in \Gamma_\eta}$ by smoothness conditions. Then \mathcal{M} is called *ℓ -local* provided there exists an integer ℓ not depending on Δ such that

$$(4.1) \quad \Gamma_\eta \subseteq \text{star}^\ell(T_\eta) \quad \text{all } \eta \in \mathcal{D}_{d,\Delta} \setminus \mathcal{M},$$

where T_η is a triangle containing η . \mathcal{M} is said to be *stable* provided there exists a constant K_3 depending only on ℓ and the smallest angle in the triangulation Δ such that

$$(4.2) \quad |c_\eta| \leq K_3 \max_{\xi \in \Gamma_\eta} |c_\xi| \quad \text{all } \eta \in \mathcal{D}_{d,\Delta} \setminus \mathcal{M}.$$

Suppose \mathcal{M} is a stable local MDS for $\mathcal{S}(\Delta)$. For each $\xi \in \mathcal{M}$, let ψ_ξ be the spline in $\mathcal{S}(\Delta)$ such that $c_\xi = 1$ while $c_\eta = 0$ for all other $\eta \in \mathcal{M}$. Then the splines $\{\psi_\xi\}_{\xi \in \mathcal{M}}$ are clearly linearly independent and form a basis for $\mathcal{S}(\Delta)$. This basis is called the \mathcal{M} -basis for $\mathcal{S}(\Delta)$; see section 5.8 of [10]. It is stable and ℓ -local in the sense that for all $\xi \in \mathcal{M}$,

$$(4.3) \quad \|\psi_\xi\|_\Omega \leq K_4,$$

and

$$(4.4) \quad \text{supp } \psi_\xi \subseteq \text{star}^\ell(T_\xi),$$

where T_ξ is a triangle containing ξ . Here ℓ is the integer constant in (4.1), and the constant K_4 depends only on ℓ and the smallest angle in Δ .

There are many spaces with stable local bases. For example, the spaces $\mathcal{S}_d^0(\Delta)$ have stable local bases with $\ell = 1$. The same is true for the superspline spaces $\mathcal{S}_{4r+1}^{r,2r}(\Delta)$ for all $r \geq 1$. There are also several families of macroelement spaces defined for all $r \geq 1$ with the same property; see [10].

4.2. Two lemmas. For convenience we recall a lemma from [3].

LEMMA 4.1. *Suppose a_0, a_1, \dots , are nonnegative numbers such that*

$$(4.5) \quad \gamma \sum_{j \geq \nu} a_j \leq a_\nu \quad \text{for all } \nu = 0, 1, 2, \dots,$$

for some $0 < \gamma < 1$. Then $a_\nu \leq \frac{1}{\gamma} \sigma^\nu a_0$, where $\sigma := 1 - \gamma$.

We now establish a key lemma whose proof is modelled on the proof of Theorem 3.1 in [7]. Let \mathcal{W} be a space of spline functions defined on a triangulation Δ of Ω with inner product $\langle f, g \rangle_{\mathcal{W}}$ and norm $\|f\|_{\mathcal{W}}^2 := \langle f, f \rangle_{\mathcal{W}}$. Suppose that $\{B_\xi\}_{\xi \in \mathcal{M}}$ is a 1-local basis for \mathcal{W} such that for some constants C_1, C_2 ,

$$(4.6) \quad C_1 \sum_{\xi \in \mathcal{M}} |c_\xi|^2 \leq \left\| \sum_{\xi \in \mathcal{M}} c_\xi B_\xi \right\|_{\mathcal{W}}^2 \leq C_2 \sum_{\xi \in \mathcal{M}} |c_\xi|^2$$

for all coefficient vectors $c := \{c_\xi\}_{\xi \in \mathcal{M}}$.

LEMMA 4.2. *Let ω be a cluster of triangles in Δ , and let $T \in \omega$. Then there exists constants $0 < \sigma < 1$ and C depending only on the ratio C_2/C_1 such that if g is a function in \mathcal{W} with*

$$(4.7) \quad \langle g, w \rangle_{\mathcal{W}} = 0, \quad \text{for all } w \in \mathcal{W} \text{ with } \text{supp}(w) \subseteq \text{star}^k(\omega),$$

for some $k \geq 1$, then

$$(4.8) \quad \|g \cdot \chi_T\|_{\mathcal{W}} \leq C \sigma^k \|g\|_{\mathcal{W}}.$$

Proof. For each $\nu \geq 0$, let

$$\mathcal{M}_\nu^\omega := \{\xi \in \mathcal{M} : \text{supp}(B_\xi) \subseteq \text{star}^\nu(\mathbb{R}^2 \setminus \text{star}^k(\omega))\}.$$

Define $\mathcal{N}_0^\omega := \mathcal{M}_0^\omega$, and let $\mathcal{N}_\nu^\omega := \mathcal{M}_\nu^\omega \setminus \mathcal{M}_{\nu-1}^\omega$, for $\nu \geq 1$. Given $g := \sum_{\xi \in \mathcal{M}} c_\xi B_\xi$, let

$$g_\nu := \sum_{\xi \in \mathcal{M}_\nu^\omega} c_\xi B_\xi, \quad u_\nu := g - g_\nu, \quad a_\nu := \sum_{\xi \in \mathcal{N}_\nu^\omega} c_\xi^2.$$

By (4.6),

$$(4.9) \quad \sum_{j \geq \nu+1} a_j = \sum_{\xi \notin \mathcal{M}_\nu^\omega} c_\xi^2 \leq \frac{\|u_\nu\|_{\mathcal{W}}^2}{C_1},$$

while (4.7) implies $\langle g, u_\nu \rangle_{\mathcal{W}} = 0$. Since $\text{supp}(u_\nu) \cap \bigcup_{\xi \in \mathcal{M}_{\nu-1}^\omega} \text{supp}(B_\xi) = \emptyset$ for $\nu \geq 1$, it follows that

$$(4.10) \quad \begin{aligned} \|u_\nu\|_{\mathcal{W}}^2 &= \langle g - g_\nu, u_\nu \rangle_{\mathcal{W}} = -\langle g_\nu, u_\nu \rangle_{\mathcal{W}} \\ &= -\left\langle \sum_{\xi \in \mathcal{N}_\nu^\omega} c_\xi B_\xi, u_\nu \right\rangle_{\mathcal{W}} \leq \left\| \sum_{\xi \in \mathcal{N}_\nu^\omega} c_\xi B_\xi \right\|_{\mathcal{W}} \|u_\nu\|_{\mathcal{W}}. \end{aligned}$$

Dividing by $\|u_\nu\|_{\mathcal{W}}$ and squaring, then using (4.6), we get

$$\|u_\nu\|_{\mathcal{W}}^2 \leq \left\| \sum_{\xi \in \mathcal{N}_\nu^\omega} c_\xi B_\xi \right\|_{\mathcal{W}}^2 \leq C_2 a_\nu.$$

Combining (4.9) and (4.10) gives

$$(4.11) \quad \sum_{j \geq \nu} a_j \leq \frac{C_1 + C_2}{C_1} a_\nu, \quad \nu \geq 1.$$

Then applying Lemma 4.1 gives

$$a_\nu \leq \frac{(C_1 + C_2)}{C_1} \sigma^{\nu-1} a_1,$$

with $\sigma := C_2/(C_1 + C_2)$. On the other hand,

$$a_1 \leq \sum_{j \geq 0} a_j = \sum_{\xi \in \mathcal{M}} c_\xi^2 \leq \frac{1}{C_1} \|g\|_{\mathcal{W}}^2.$$

Now let q be the smallest integer such that there is a basis function B_ξ in \mathcal{M}_q^ω with $T \subseteq \text{supp}(B_\xi)$. Then by (4.6),

$$\begin{aligned} \|g \cdot \chi_T\|_{\mathcal{W}}^2 &= \left\| \sum_{B_\xi|_T \neq 0} c_\xi B_\xi \right\|_{\mathcal{W}}^2 \leq C_2 \sum_{\xi \notin \mathcal{M}_{q-1}^\omega} c_\xi^2 = C_2 \sum_{j \geq q} a_j \\ &\leq \frac{C_2}{C_1} \left(\frac{C_1 + C_2}{C_1} \right)^2 \sigma^{q-1} \|g\|_{\mathcal{W}}^2. \end{aligned}$$

Since $q \geq k + 1$, we have (4.8). \square

5. Dependence of the errors on the parameter k . In this section we examine the difference between global splines and their DDC approximations as a function of the parameter k . We give separate results for ME, DLS, and PLS splines. Throughout the section we assume that Δ is a β -uniform triangulation, and that $\mathcal{S}(\Delta)$ is an associated spline space with a stable local \mathcal{M} -basis.

5.1. Minimal energy interpolating splines. Given a set of measurements $\{f_i\}_{i=1}^{n_d}$ of a function f at the vertices of a triangulation Δ , let s_E be the corresponding minimal energy interpolating spline. Let s_E^k be the DDC ME spline computed using Algorithm 1.1 with parameter k . In (2.8) we showed that if $f \in W_\infty^2(\Omega)$, then $\|s_E - s_E^k\|_\Omega = \mathcal{O}(|\Delta|^2)$. In this section we discuss the dependence of this difference on k .

THEOREM 5.1. *There exists $\sigma \in (0, 1)$ such that for all $f \in W_\infty^2(\Omega)$*

$$(5.1) \quad \|D_x^\alpha D_y^\beta (s_E - s_E^k)\|_\Omega \leq C \sigma^k |\Delta|^{1-\alpha-\beta} |f|_{2,\Omega},$$

for all $0 \leq \alpha + \beta \leq 1$. When Ω is convex, C is a constant depending only on $d, \ell, \beta, \theta_\Delta$, and the area of Ω . When Ω is nonconvex, C also depends on the Lipschitz constant of the boundary of Ω .

Proof. Let Ω_i be one of the subdomains in Algorithm 1.1. In view of the way in which s_E is defined, it suffices to estimate $\|s_E - s_E^k\|_{\Omega_i}$. Let Δ_i^k be the subtriangulation obtained by restricting Δ to $\Omega_i^k := \text{star}^k(\Omega_i)$. Fix $k \geq 1$. We make use of Lemma 4.2 applied to

$$\mathcal{W} = \{s \in \mathcal{S}(\Delta)|_{\Omega_i^k} : s(v) = 0, \text{ all vertices } v \text{ of } \Delta_i^k\},$$

with the inner product

$$(5.2) \quad \langle \phi, \psi \rangle_{E, \Omega_i^k} := \int_{\Omega_i^k} [\phi_{xx} \psi_{xx} + 2\phi_{xy} \psi_{xy} + \phi_{yy} \psi_{yy}] dx dy.$$

Let $s_{E,\Omega_i^k} := s_E|_{\Omega_i^k}$ be the global ME interpolant of f restricted to Ω_i^k , and let $s_{E,i}^k$ be the ME interpolant of f in the space $\mathcal{S}(\Delta)|_{\Omega_i^k}$. Let $\{B_\xi\}_{\xi \in \mathcal{M}_{i,k}}$ be a stable 1-local basis for $\mathcal{S}(\Delta)|_{\Omega_i^k}$. It was shown in Corollary 5.3 of [6] that

$$(5.3) \quad C_1|\Delta|^{-2} \sum_{\xi \in \mathcal{M}_i^k} |c_\xi|^2 \leq \left\| \sum_{\xi \in \mathcal{M}_i^k} c_\xi B_\xi \right\|_{E,\Omega_i^k} \leq C_2|\Delta|^{-2} \sum_{\xi \in \mathcal{M}_i^k} |c_\xi|^2,$$

where C_1 and C_2 depend only on d, ℓ , and β . Writing $g := s_{E,\Omega_i^k} - s_{E,i}^k \in \mathcal{W}$, and using the characterization of ME splines, we have

$$(5.4) \quad \langle g, B_\xi \rangle_{E,\Omega_i^k} = 0 \quad \text{all } B_\xi \text{ with } \text{supp}(B_\xi) \subseteq \Omega_i^k.$$

Now suppose T is a triangle in Ω_i where $|g|$ takes its maximum. Since g is a polynomial on T , we can use Lemma 6.1 of [6] and Theorem 1.1 of [10] to get

$$(5.5) \quad \|g\|_{\Omega_i} = \|g\|_T \leq 12|T|^2 |g|_{2,\infty,T} \leq C_3|\Delta| |g|_{2,2,T} \leq C_3|\Delta| \|g \cdot \chi_T\|_{E,\Omega_i^k},$$

where C_3 depends only on d . In view of (5.3) and (5.4), we can apply Lemma 4.2 to get

$$(5.6) \quad \|g \cdot \chi_T\|_{E,\Omega_i^k} \leq C_4 \sigma^k \|g\|_{E,\Omega_i^k} \leq C_4 A^{1/2} \sigma^k |g|_{2,\infty,\Omega_i^k},$$

where A is the area of Ω_i^k . Note that C_4 does not depend on $|\Delta|$ since the constant in Lemma 4.2 depends on the ratio $C_2|\Delta|^{-2}/C_1|\Delta|^{-2}$. Now let τ be a triangle where $|g|_{2,\infty,\Omega_i}$ takes its maximum. Then using the Markov inequality, we have

$$(5.7) \quad |g|_{2,\infty,\Omega_i} = |g|_{2,\infty,\tau} \leq \frac{C_5}{|\tau|^2} \|g\|_\tau \leq \frac{C_5}{|\tau|^2} (\|f - s_E\|_\tau + \|f - s_{E,i}^k\|_\tau).$$

Combining the inequalities (5.5)–(5.7) with the error bound (2.7), we get (5.1) for $\alpha = \beta = 0$. To get the result for derivatives, we apply the Markov inequality on a triangle where $\|D_x^\alpha D_y^\beta g\|_\Omega$ takes its maximum value. \square

5.2. DLS splines. Given a set of measurements $\{f_i\}_{i=1}^{n_d}$ of a function f and a triangulation Δ , let s_L be the DLS spline fit of f from $\mathcal{S}(\Delta)$. Let s_L^k be the DDC least-squares spline produced by Algorithm 1.1 with parameter k . In (2.14) we showed that if $f \in W_\infty^{m+1}(\Omega)$, then $\|s_L - s_L^k\|_\Omega = \mathcal{O}(|\Delta|^{m+1})$. In this section we discuss the dependence of this difference on k . The following result gives results for the derivatives of the difference. As is customary in spline theory, the norm here is to be interpreted as the maximum of the supremum norms over the triangles in Δ since the splines s_L and s_L^k may not have derivatives at every point in Ω .

THEOREM 5.2. *There exists $\sigma \in (0, 1)$ such that if $f \in W_\infty^{m+1}(\Omega)$ with $0 \leq m \leq d$ then*

$$(5.8) \quad \|D_x^\alpha D_y^\beta (s_L - s_L^k)\|_\Omega \leq C \sigma^k |\Delta|^{m-\alpha-\beta} |f|_{m+1,\Omega}.$$

for all $0 \leq \alpha + \beta \leq m$. When Ω is convex, C is a constant depending only on d, ℓ, β, K_1, K_2 , and θ_Δ . When Ω is nonconvex, C also depends on the Lipschitz constant of the boundary of Ω .

Proof. Let Ω_i be one of the subdomains in Algorithm 1.1. In view of the way in which s_L is defined, it suffices to estimate the norm of $s_L - s_L^k$ on Ω_i . Let Δ_i^k be the

subtriangulation obtained by restricting Δ to $\Omega_i^k := \text{star}^k(\Omega_i)$. Fix $k \geq 1$. We make use of Lemma 4.2 applied to $\mathcal{W} = \mathcal{S}(\Delta)|_{\Omega_i^k}$ with the inner product

$$(5.9) \quad \langle \phi, \psi \rangle_{\mathcal{A}_i^k} := \sum_{(x_i, y_i) \in \Omega_i^k} \phi(x_i, y_i) \psi(x_i, y_i).$$

Let $s_{L, \Omega_i^k} := s_L|_{\Omega_i^k}$ be the restriction to Ω_i^k of the global least-squares spline fit s_L of f from $\mathcal{S}(\Delta)$, and let $s_{L, i}^k$ be the least-squares spline fit of f from the space $\mathcal{S}(\Delta)|_{\Omega_i^k}$. Let $\{B_\xi\}_{\xi \in \mathcal{M}_{ik}}$ be a stable 1-local basis for $\mathcal{S}(\Delta)|_{\Omega_i^k}$. It was shown in Lemma 5.1 of [7] that

$$(5.10) \quad C_1 \sum_{\xi \in \mathcal{M}_i^k} |c_\xi|^2 \leq \left\| \sum_{\xi \in \mathcal{M}_i^k} c_\xi B_\xi \right\|_{\mathcal{A}_i^k} \leq C_2 \sum_{\xi \in \mathcal{M}_i^k} |c_\xi|^2.$$

Writing $g := s_{L, \Omega_i^k} - s_{L, i}^k \in \mathcal{W}$, and using the characterization of least-squares splines, we have

$$(5.11) \quad \langle g, B_\xi \rangle_{\mathcal{A}_i^k} = 0 \quad \text{all } B_\xi \text{ with } \text{supp}(B_\xi) \subseteq \Omega_i^k.$$

Now suppose T is a triangle in Ω_i where $|g|$ takes its maximum. Then using (2.12) and Lemma 4.2 we get

$$(5.12) \quad \|g\|_{\Omega_i} = \|g\|_T \leq \frac{1}{K_1} \|g \cdot \chi_T\|_{\mathcal{A}_i^k} \leq \frac{C_3}{K_1} \sigma^k \|g\|_{\mathcal{A}_i^k} \leq \frac{C_3 \sqrt{NK_2}}{K_1} \sigma^k \|g\|_{\Omega_i^k},$$

where N is the number of triangles in Ω_i^k . Note that $\sqrt{N} \leq C_4/|\Delta|$, where C_4 depends on the area of Ω_i^k and the constant β . On the other hand,

$$(5.13) \quad \|g\|_{\Omega_i^k} \leq \|f - s_L\|_{\Omega_i^k} + \|f - s_{L, i}^k\|_{\Omega_i^k}.$$

Combining the last two inequalities with the error bound (2.13), we get (5.8) for $\alpha = \beta = 0$. To get the result for the derivative $D_x^\alpha D_y^\beta$, we apply the Markov inequality to a triangle where $\|D_x^\alpha D_y^\beta g\|_\Omega$ takes its maximum. \square

5.3. PLS splines. Given a set of measurements $\{f_i\}_{i=1}^{n_d}$ of a function f and a triangulation Δ , let s_λ be the PLS spline fit of f from $\mathcal{S}(\Delta)$ with smoothing parameter $\lambda > 0$. Let s_λ^k be the DDC PLS spline produced by Algorithm 1.1 with parameter k . In (2.17) we showed that if $f \in W_\infty^{m+1}(\Omega)$, then $\|s_\lambda - s_\lambda^k\|_\Omega = \mathcal{O}(|\Delta|^{m+1}) + \mathcal{O}(\lambda)$. In this section we discuss the dependence of this difference on k .

THEOREM 5.3. *There exists $\sigma \in (0, 1)$ such that if $f \in W_\infty^{m+1}(\Omega)$ with $1 \leq m \leq d$, then*

$$(5.14) \quad \|s_\lambda - s_\lambda^k\|_\Omega \leq C \sigma^k \left(1 + \frac{\sqrt{\lambda}}{|\Delta|} \right) \left(|\Delta|^m |f|_{m+1, \Omega} + \frac{\lambda}{|\Delta|} |f|_{2, \Omega} \right)$$

if λ is sufficiently small compared to $|\Delta|$. When Ω is convex, C is a constant depending only on $d, \ell, \beta, K_1, K_2, \theta_\Delta$, and the area of Ω . When Ω is nonconvex, C also depends on the Lipschitz constant of the boundary of Ω .

Proof. Let Ω_i be one of the subdomains in Algorithm 1.1. In view of the way in which s_λ is defined, it suffices to estimate the norm of $s_\lambda - s_\lambda^k$ on Ω_i . Let Δ_i^k be the

subtriangulation obtained by restricting Δ to $\Omega_i^k := \text{star}^k(\Omega_i)$. Fix $k \geq 1$. We make use of Lemma 4.2 applied to $\mathcal{W} := \mathcal{S}(\Delta)|_{\Omega_i^k}$ with the inner product

$$(5.15) \quad \langle \phi, \psi \rangle_\lambda := \langle \phi, \psi \rangle_{\mathcal{A}_i^k} + \lambda \langle \phi, \psi \rangle_{E, \Omega_i^k},$$

where the inner-products in this definition are as in (5.2) and (5.9). Let $s_{\lambda, \Omega_i^k} := s_\lambda|_{\Omega_i^k}$ be the restriction to Ω_i^k of the global PLS spline fit s_λ of f from $\mathcal{S}(\Delta)$, and let $s_{\lambda, i}^k$ be the PLS spline fit of f from the space $\mathcal{S}(\Delta)|_{\Omega_i^k}$ using data in Ω_i^k . Let $\{B_\xi\}_{\xi \in \mathcal{M}_i^k}$ be a stable 1-local basis for $\mathcal{S}(\Delta)|_{\Omega_i^k}$ as in the proof of Theorem 5.2. Combining (5.3) and (5.10), we see that

$$(5.16) \quad C_1 \left(1 + \frac{\lambda}{|\Delta|^2}\right) \sum_{\xi \in \mathcal{M}_i^k} |c_\xi|^2 \leq \left\| \sum_{\xi \in \mathcal{M}_i^k} c_\xi B_\xi \right\|_\lambda \leq C_2 \left(1 + \frac{\lambda}{|\Delta|^2}\right) \sum_{\xi \in \mathcal{M}_i^k} |c_\xi|^2.$$

Writing $g := s_{\lambda, \Omega_i^k} - s_{\lambda, i}^k \in \mathcal{W}$, and using the characterization of PLS splines, we have

$$(5.17) \quad \langle g, B_\xi \rangle_\lambda = 0 \quad \text{all } B_\xi \text{ with } \text{supp}(B_\xi) \subseteq \Omega_i^k.$$

Now suppose T is a triangle in Ω_i where $|g|$ takes its maximum. Then by (2.12),

$$\|g\|_T \leq \frac{1}{K_1} \|g \cdot \chi_T\|_{\mathcal{A}_i^k} \leq \frac{1}{K_1} (\|g \cdot \chi_T\|_{\mathcal{A}_i^k}^2 + \lambda \|g \cdot \chi_T\|_{E, \Omega_i^k}^2)^{1/2} = \frac{1}{K_1} \|g \cdot \chi_T\|_\lambda.$$

Using Lemma 4.2, we get

$$\|g\|_T \leq \frac{C_3}{K_1} \sigma^k \|g\|_\lambda \leq \frac{C_3}{K_1} \sigma^k (\|g\|_{\mathcal{A}_i^k}^2 + \lambda \|g\|_{E, \Omega_i^k}^2)^{1/2} \leq \frac{C_3}{K_1} \sigma^k (\|g\|_{\mathcal{A}_i^k} + \sqrt{\lambda} \|g\|_{E, \Omega_i^k}),$$

where C_3 depends only on the ratio C_2/C_1 . Following the proofs of Theorems 5.1 and 5.2, we see that

$$\|g\|_{E, \Omega_i^k} \leq \frac{C_4}{|\Delta|^2} \|g\|_{\Omega_i^k}, \quad \|g\|_{\mathcal{A}_i^k} \leq \frac{C_5}{|\Delta|} \|g\|_{\Omega_i^k},$$

which gives

$$\|g\|_T \leq C_6 \sigma^k \left(\frac{1}{|\Delta|} + \frac{\sqrt{\lambda}}{|\Delta|^2} \right) \|g\|_{\Omega_i^k}.$$

Now

$$\|g\|_{\Omega_i^k} \leq \|f - s_\lambda\|_{\Omega_i^k} + \|f - s_{\lambda, i}^k\|_{\Omega_i^k},$$

and using (2.16) we get (5.14). \square

6. Remarks. *Remark 1.* DDC methods have been studied for more than 150 years in the literature on the numerical solution of boundary value problems, going back at least to Schwarz's alternating method; see, e.g., [11]. For a comprehensive treatment and an extensive list of references, see [13]. The idea of domain decomposition has recently been adapted to the problem of fitting scattered data with radial basis functions (see [2]) as well as to meshless methods (based on radial basis functions) for solving boundary-value problems, see [4] and the book [5].

Remark 2. Many authors have tried to solve global fitting problems by dividing the domain into subdomains, computing fits on each subdomain, and then blending the resulting surface patches together with some kind of blending functions. In most of these methods the use of blending functions changes the form of the final approximant and produces a fit which may not be close to the global fit. Our DDC method is not based on blending functions, and our theorems ensure that the DDC-spline is close to the global fit.

Remark 3. As observed in [12], in computation with \mathcal{M} -bases it is important to exercise some care in choosing the MDS \mathcal{M} . Thus, for example in Figure 1, for each vertex v , the six black dots should be chosen in the triangle with the largest angle at v . This means that the minimal determining sets for the subspaces $\mathcal{S}(\Delta)|_{\Omega_i^k}$ may not be subsets of the MDS for the full space.

Remark 4. For convenience, the results of section 5 assume that we are working with a spline space with a 1-local stable basis. However, the same analysis can be carried out with spline spaces with ℓ -local stable bases under the assumption that $k \geq \ell$.

Remark 5. The computations reported here were done on a Macintosh G5 computer using Fortran. The codes have not been optimized for storage or computational speed. We report computational times to give a feeling for how quickly DDC-spline fits can be computed, and to provide a basis for comparing various algorithms. Since the local fits in the DDC method can be computed independently, the actual run times can be greatly reduced by working on a multiprocessor machine (or on a cluster).

REFERENCES

- [1] G. AWANOU, M.-J. LAI, AND P. WENSTON, *The multivariate spline method for numerical solution of partial differential equations and scattered data*, in Wavelets and Splines (Athens, 2005), G. Chen and M.-J. Lai, eds., Nashboro Press, Brentwood, TN, 2006, pp. 24–74.
- [2] R. K. BEATSON, W. A. LIGHT, AND S. BILLINGS, *Fast solution of the radial basis function interpolation equations: Domain decomposition methods*, SIAM J. Sci. Comput., 22 (2000), pp. 1717–1740.
- [3] C. DE BOOR, *A bound on the L_∞ -norm of L_2 -approximation by splines in terms of a global mesh ratio*, Math. Comp., 30 (1976), pp. 765–771.
- [4] Y. DUAN, *Meshless Galerkin method using radial basis functions based on domain decomposition*, Appl. Math. Comput., 179 (2006), pp. 750–762.
- [5] G. FASSHAUER, *Meshfree Approximation Methods with MATLAB*, World Scientific, Singapore, 2007.
- [6] M. VON GOLITSCHKEK, M.-J. LAI, AND L. L. SCHUMAKER, *Error bounds for minimal energy bivariate polynomial splines*, Numer. Math., 93 (2002), pp. 315–331.
- [7] M. VON GOLITSCHKEK AND L. L. SCHUMAKER, *Bounds on projections onto bivariate polynomial spline spaces with stable bases*, Constr. Approx., 18 (2002), pp. 241–254.
- [8] M.-J. LAI, *Multivariate splines for data fitting and approximation*, in Approximation Theory XII (San Antonio, 2007), M. Neamtu and L. L. Schumaker, eds., Nashboro Press, Brentwood, TN, 2008, pp. 210–228.
- [9] M.-J. LAI AND L. L. SCHUMAKER, *On the approximation power of bivariate splines*, Adv. Comput. Math., 9 (1998), pp. 251–279.
- [10] M.-J. LAI AND L. L. SCHUMAKER, *Spline Functions on Triangulations*, Cambridge University Press, Cambridge, UK, 2007.
- [11] M.-J. LAI AND P. WENSTON, *On Schwarz’s domain decomposition methods for elliptic boundary value problems*, Numer. Math., 84 (2000), pp. 475–495.
- [12] L. L. SCHUMAKER, *Computing bivariate splines in scattered data fitting and the finite-element method*, Numer. Algorithms, 48 (2008), pp. 237–260.
- [13] A. TOSELLI AND O. WIDLUND, *Domain Decomposition Methods—Algorithms and Theory*, Springer-Verlag, Berlin, 2005.